

INSTRUCTIONS FOR INDIAN PASSPORT HOLDERS TO APPLY POLICE CLEARANCE CERTIFICATE

Please go to the Consulate website on this link - <https://www.cgitoronto.gov.in/>

The screenshot shows the homepage of the Consulate General of India, Toronto, Canada. The navigation menu includes Home, Consulate, Commerce, Consular, Information corner, Azadi Ka Amrit Mahotsav, Publications, and Consular Queries. The Consular menu is expanded, showing options like Passport, Visa, OCI, Police Clearance Certificate, Surrender Certificate, Attestation and Miscellaneous Consular Services, Emergency Certificate, Global Entry Program, Forms, Travel guidelines, Fees, BLS charges, and Authorized BLS Centers. The Police Clearance Certificate menu is further expanded to show General Information, How To Apply, Indian Citizen, Foreign nationals who were previously Indian citizen, and Foreign Nationals. A callout box with an arrow points to the 'Police Clearance Certificate' menu item, containing the text: 'GO TO CONSULAR SECTION AND CLICK ON POLICE CLEARANCE CERTIFICATE'. The URL in the address bar is <https://www.cgitoronto.gov.in/page/pcc-indian-citizen-application/>.

The screenshot shows the 'PCC Application Process - For Indian Citizen' page. The breadcrumb trail is Home > Consular > Police Clearance Certificate > Indian Citizen. The page content includes the following text: 'Step 1 - Fill up the application. Application form must be filled and submitted online at the link: <https://embassy.passportindia.gov.in/>. Please carefully read the details and various provisions while submitting application. NOTE: All fields/columns in the application form are mandatory to be filled-in. Step 2 - Prepare and collect documents required for the application. All documents must be self attested by the applicant. a) Duly signed printout of the Application Form. b) Valid Indian Passport (Original & Copy)- Original passport and it's self-attested copy is required only for walk-in applications to allow the staff to verify the authenticity of the passport. Once verification is done, the original passport will be returned to the applicant. Only self-attested copy of the passport is required for the postal applications. Applicant must enclose copy of the observation page (if any) related to change of name/ surname etc. c) Proof of Address - Please enclose any one of the following documents as proof of present address:

- Driving license
- Photo ID issued by the Provincial Government
- Utility bills (Gas, Electricity, Water or Landline Telephone Bill displaying applicant's address / House Lease Agreement). Phone bills, Bank statements are not accepted as valid address proofs.

 d) Valid Status in Canada -

A callout box with an arrow points to the link <https://embassy.passportindia.gov.in/>, containing the text: 'CLICK ON THIS LINK'. The URL in the address bar is <https://www.cgitoronto.gov.in/page/pcc-indian-citizen-application/>.

Passport Seva at Indian Embassies and Consulates

Ministry of External Affairs, Government of India

Welcome to the Passport Seva at Indian Embassies and Consulates.

Dr. Subrahmanyam Jaishankar
External Affairs Minister

Vision
To deliver passport services to citizens in a timely, transparent, more accessible, reliable manner and in a comfortable environment through streamlined processes and committed, trained and motivated workforce

Please select the region/country from where you wish to apply for Passport/Miscellaneous Services

ALL ASIA PACIFIC AFRICA AND MIDDLE EAST EUROPE AMERICAS

Canada Cape Verde Chad Chile China Colombia Côte d'Ivoire
Croatia Cuba Cyprus Czech Republic Denmark Dominican Republic Democratic Republic of Congo
Djibouti Egypt Estonia Equatorial Guinea Ethiopia Eritrea Fiji

SELECT CANADA

MEA Performance Smart Board
CLICK HERE

Passport Seva at Indian Embassies and Consulates

PSP Division
Ministry of External Affairs, Government of India

Dr. Subrahmanyam Jaishankar
External Affairs Minister

Vision
To deliver passport services to citizens in a timely, transparent, more accessible, reliable manner and in a comfortable environment through streamlined processes and committed, trained and motivated workforce

Before You Apply

Steps to Apply

- Register by clicking on REGISTER button
- Login with the registered user ID and password
- In the Applicant Home Page, click on APPLY button to apply for new passport/Police Clearance Certificate/Surrender of Indian Passport/Official Passport/Identity Certificate* link to file a new application
- After successful submission, take a printout of the online submitted form

More

Frequently Asked Questions (FAQ)

Passport Act and Rules

Instruction Booklet

Know Your Police Station

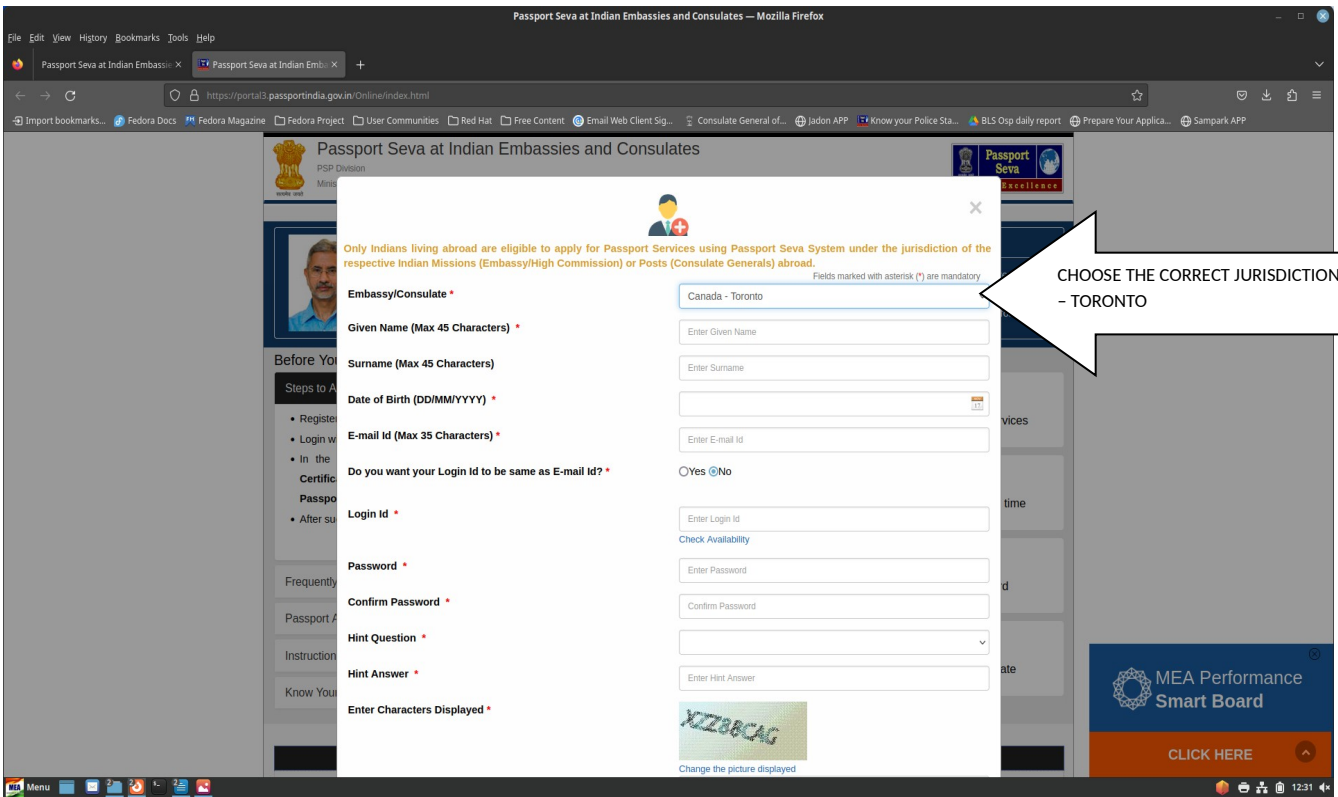
User Login/ Registration

- Register**
Register to apply for Passport Services
- Track Status**
Track your Application Status real time
- User Login**
Login using Login Id and Password
- Embassy/Consulate Connect**
Connect to your Embassy/Consulate

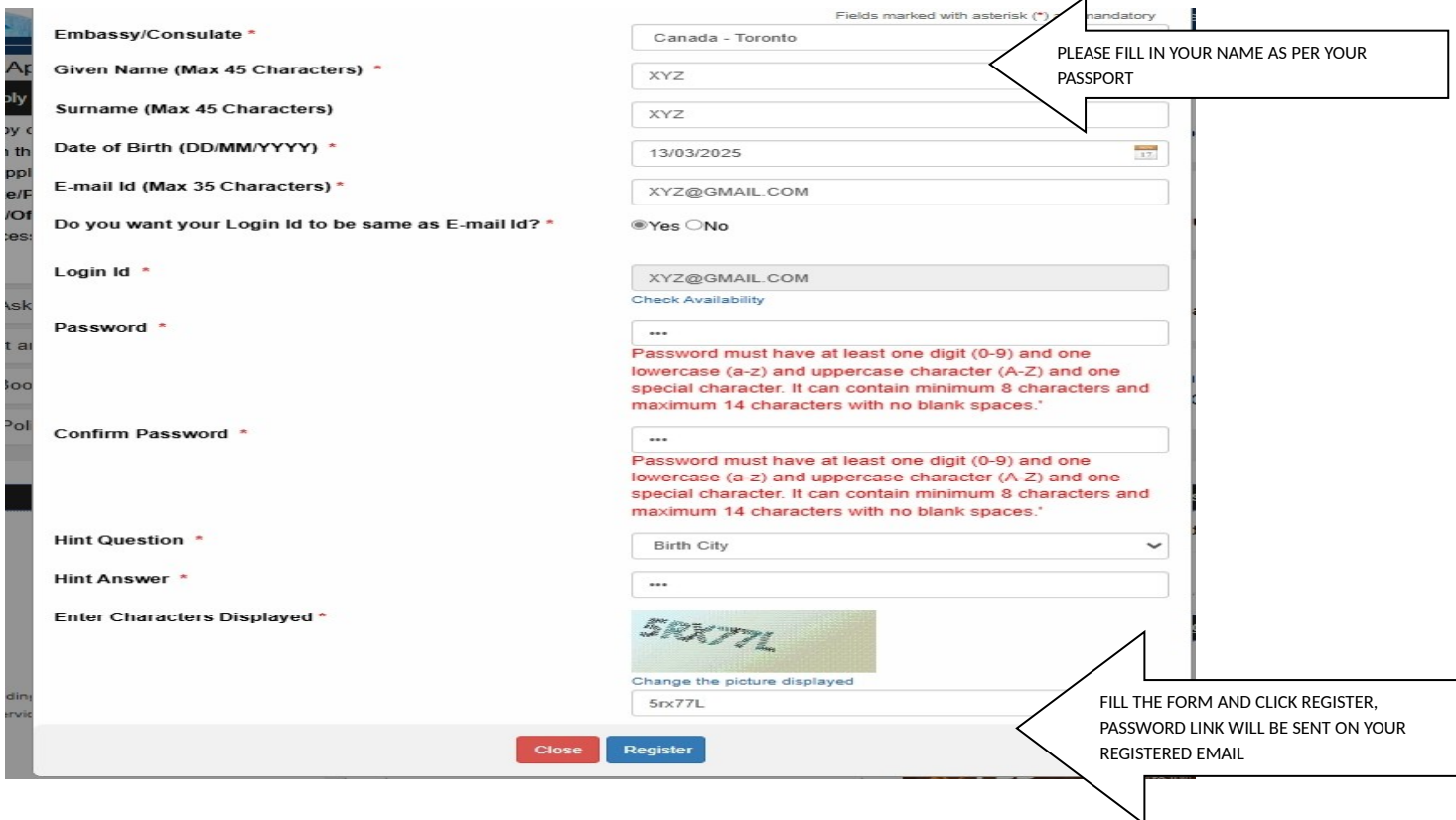
Latest News Associated Links Case Studies

CLICK ON REGISTER

MEA Performance Smart Board
CLICK HERE



CHOOSE THE CORRECT JURISDICTION : CANADA - TORONTO



PLEASE FILL IN YOUR NAME AS PER YOUR PASSPORT

FILL THE FORM AND CLICK REGISTER, PASSWORD LINK WILL BE SENT ON YOUR REGISTERED EMAIL

Passport Seva at Indian Embassies and Consulates — Mozilla Firefox

Passport Seva at Indian Embassies and Consulates

Only Indians living abroad are eligible to apply for Passport Services using Passport Seva System under the jurisdiction of the respective Indian Missions (Embassy/High Commission) or Posts (Consulate Generals) abroad.

Thank you for registering on the Passport Seva for Indian Embassies Portal. To activate your account, please click the link in the email sent to your email Id. This link will be active only till 20/03/2025.

Please check your registered email to activate your account

Before You Apply

Steps to Apply

- Register by clicking on "Register" Link
- Login with the registered login ID and Password on "User Login" link
- In the Applicant Home Page, click on "Apply for Ordinary Passport/Emergency Certificate/Police Clearance Certificate/Surrender of Indian Passport/Diplomatic Passport/Official Passport/Identity Certificate" link to file a new application
- After successful submission, take a printout of the online submitted form

User Login/ Registration

- Register: Register to apply for Passport Services
- Track Status: Track your Application Status real time
- User Login: Login using Login Id and Password
- Embassy/Consulate Connect: Connect to your Embassy/Consulate

Frequently Asked Questions (FAQ)

Passport Act and Rules

Instruction Booklet

Know Your Police Station

ME A Performance Smart Board

CLICK HERE

Passport Seva at Indian Embassies and Consulates — Mozilla Firefox

Passport Seva at Indian Embassies and Consulates

Welcome to the Passport Seva Portal at Indian Embassies. Only Indians living abroad are eligible to apply for Passport Services using Passport Seva System under the jurisdiction of the re

Account Activation

Your account has been activated successfully. Please click on HOME to redirect to Passport Seva for Indian Embassies portal

Home

CLICK 'HOME' TO GO ON TO THE HOME PAGE FOR FILLING UP THE APPLICATION

External Links

- Passport India
- Ministry of External Affairs
- National Portal of India
- e-Visa
- NCW Women Help Line

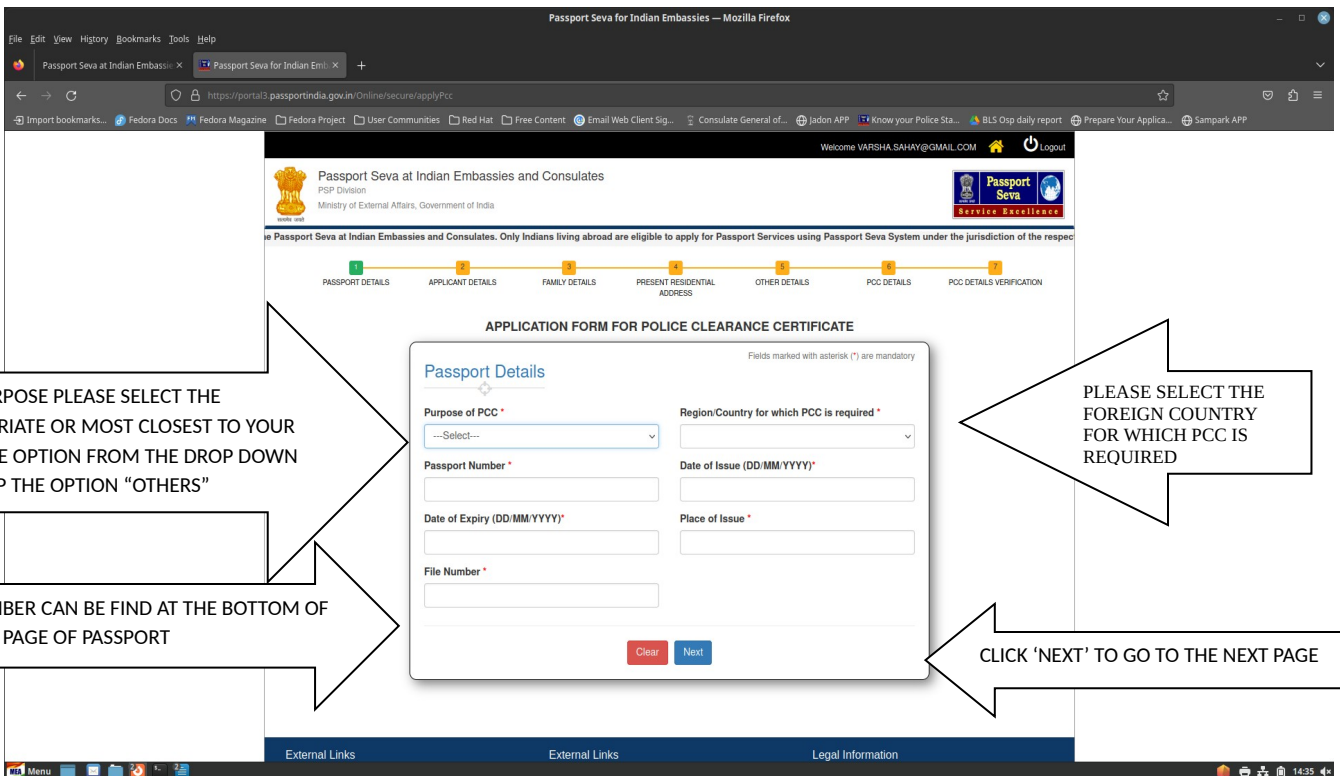
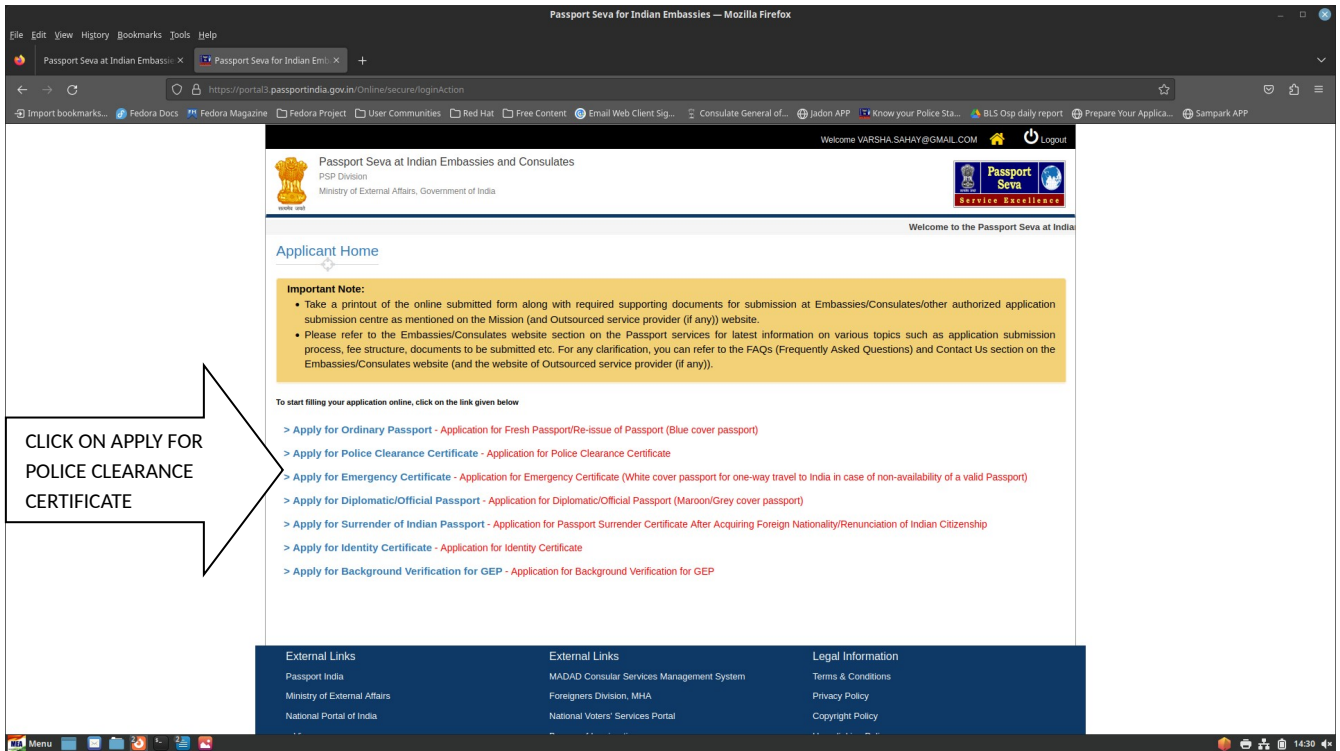
External Links

- MADAD Consular Services Management System
- Foreigners Division, MHA
- National Voters' Services Portal
- Bureau of Immigration

Legal Information

- Terms & Conditions
- Privacy Policy
- Copyright Policy
- Hyperlinking Policy

© Content Owned by Ministry of External Affairs, Government of India
Site Maintained by Tata Consultancy Services Ltd.
Last Updated on Jun 29, 2022



Passport Seva for Indian Embassies — Mozilla Firefox

https://portal3.passportindia.gov.in/Online/secure/applyPcc

Applicant Details

Fields marked with asterisk (*) are mandatory

Given Name* Last Name

Gender* Male Female Transgender

Date Of Birth (DD/MM/YYYY)* Place of Birth (Village/Town/City)*

Marital Status* Citizenship of India by* Registration/ Naturalization Descent Birth

PAN (if available) Voter Id (if available)

Employment Type* Educational qualification*

Aadhaar Number (if available)

I, the holder of above mentioned Aadhaar Number, hereby give my consent to Passport Seva to obtain my Aadhaar Number, Name and Fingerprint/Iris for authentication with UIDAI. I have no objection using my identity and biometric information for validation with Aadhaar (CIDR) database only for the purpose of authentication.

I Agree Yes No

PLEASE FILL AS PER THE PASSPORT. IF MARRIED BUT SPOUSE NAME IS NOT MENTIONED IN THE PASSPORT, SELECT 'MARRIED' AND ATTACH MARRIAGE CERTIFICATE. IF 'SEPARATED' OR 'DIVORCED' ATTACH INDIAN COURT ORDER OR FOREIGN COURT ORDER ENDORSED BY INDIAN COURT

PLEASE FILL NAME AS PER THE PASSPORT

PLEASE FILL OTHER DETAILS AS PER THE APPLICABILITY. CLICK 'SAVE' AND THAN 'NEXT'

Passport Seva for Indian Embassies — Mozilla Firefox

https://portal3.passportindia.gov.in/Online/secure/applyPcc

Services using Passport Seva System under the jurisdiction of the respective Indian Missions (Embassy/High Commission) or Posts (Consulate Generals) abroad.

PASSPORT DETAILS APPLICANT DETAILS FAMILY DETAILS PRESENT RESIDENTIAL ADDRESS OTHER DETAILS PCC DETAILS PCC DETAILS VERIFICATION

APPLICATION FORM FOR POLICE CLEARANCE CERTIFICATE

Family Details

Fields marked with asterisk (*) are mandatory

Note: Please enter Father, Mother or Legal Guardian Names as applicable (specifying at least one of these is mandatory).

Father's Given Name (First Name + Middle Name) Father's Surname

Mother's Given Name (First Name + Middle Name) Mother's Surname

Legal Guardian's Given Name (if applicable) Legal Guardian's Surname

Note: Selected marital status is "Married". It is mandatory to provide spouse name. For deletion of spouse name from Passport, select marital status accordingly.

Spouse's Given Name* Spouse's Surname

PLEASE ENTER PARENTS NAME OR LEGAL GUARDIAN NAME AS PER THE PASSPORT

IF MARRIED PLEASE MENTION SPOUSE NAME

Passport Seva for Indian Embassies — Mozilla Firefox

https://portal3.passportindia.gov.in/Online/secure/applyPcc

Applicant Address Details

Fields marked with asterisk (*) are mandatory

Address in India

House No. and Street Name* Village/Town/City*

State/UT* District*

PIN Code* Police Station* [Know your Police Station](#)

Telephone Number Mobile Number*

E-mail Id*

Present Address in Country of Domicile

Region/Country*

Address Line 1*

Address Line 2*

Address Line 3

Mobile Number* Telephone Number

IF INDIAN LAND LINE IS NOT AVAILABLE PLEASE MENTION INDIAN MOBILE NUMBER

PLEASE MENTION THE ADDRESS IN INDIA AS PER THE PASSPORT OR CHECK OUR WEBSITE (FAQs)

PLEASE CHECK YOUR CORRECT POLICE STATION FROM 'KNOW YOUR POLICE STATION' SECTION

PLEASE MENTION INDIAN MOBILE NUMBER

PLEASE MENTION YOUR ACTIVE EMAIL ID, CONTACT NUMBER AND CURRENT ADDRESS IN CANADA. CLICK SAVE AND NEXT

Passport Seva for Indian Embassies — Mozilla Firefox

https://portal3.passportindia.gov.in/Online/secure/applyPcc

Consulate Generals) abroad.

PASSPORT DETAILS APPLICANT DETAILS FAMILY DETAILS PRESENT RESIDENTIAL ADDRESS OTHER DETAILS PCC DETAILS PCC DETAILS VERIFICATION

APPLICATION FORM FOR POLICE CLEARANCE CERTIFICATE

Fields marked with asterisk (*) are mandatory

Other Details

1) Provide the following details if there are any criminal proceedings pending against the applicant.

1.1) Are any proceedings in respect of an offence alleged to have been committed by you pending before a criminal court in India?
 Yes
 No

1.2) Has any warrant or summons for your appearance been issued and pending before a court under the time being in force?
 Yes
 No

1.3) Has a warrant for your arrest been issued by a court under any law for the time being in force?
 Yes
 No

1.4) Has an order prohibiting your departure from India been made by any court?
 Yes
 No

2) Provide the following details if the applicant has been convicted by a court in India.

2.1) Have you, at any time during the period of five years immediately preceding the date of this application, been convicted by a court in India for any offence involving moral turpitude and sentenced in respect thereof to imprisonment for not less than two years?
 Yes
 No

PLEASE READ CAREFULLY AND SELECT CORRECT OPTION AS PER APPLICABILITY AND CLICK 'SAVE' AND 'NEXT'

Passport Seva for Indian Embassies — Mozilla Firefox

Consulate General of India, T... Passport Seva at Indian Embassi... Passport Seva for Indian Emi... how to edit screenshot on fe... Add-ons Manager

https://portal3.passportindia.gov.in/Online/secure/applyPcc

Welcome VARSHA.SAHAY@GMAIL.COM Logout

Passport Seva at Indian Embassies and Consulates
PSP Division
Ministry of External Affairs, Government of India

Passport Seva
Service Excellence

Persons living abroad are eligible to apply for Passport Services using Passport Seva System under the jurisdiction of the respective Indian Missions (Embassy/High Commission) or Posts (Consulates).

PASSPORT DETAILS APPLICANT DETAILS FAMILY DETAILS PRESENT RESIDENTIAL ADDRESS OTHER DETAILS PCC DETAILS PCC DETAILS VERIFICATION

APPLICATION FORM FOR POLICE CLEARANCE CERTIFICATE

Police Clearance Certificate Details

Please validate following details (To be printed on PCC)

Applicant's Name	XXXXXXXX YYYYYY
Father/Mother/Legal Guardian Name	XYZ XYZ
Region/Country for which PCC is required	CANADA
Passport Number	X1234567
Date of Issue (DD/MM/YYYY)	01/02/2023
Place of Issue	TORONTO
File Number	XXXXXXXXXXXXXXXX

Back Next

PLEASE VERIFY YOUR DETAILS TO AVOID DISCREPANCIES

External Links
Passport India
Ministry of External Affairs
National Portal of India
e-Visa

External Links
MADAD Consular Services Management System
Foreigners Division, MHA
National Voters' Services Portal
Bureau of Immigration

Legal Information
Terms & Conditions
Privacy Policy
Copyright Policy
Hyperlinking Policy

Passport Seva for Indian Embassies — Mozilla Firefox

Passport Seva at Indian Embassi... Passport Seva for Indian Emi...

https://portal3.passportindia.gov.in/Online/secure/applyPcc

that I am not suppressing any material information in this regard. I further affirm that the enclosures and documentary proof submitted in support of my application for an Indian passport are authentic and solely pertain to me and I am fully responsible for the accuracy of the same. I am liable to be penalized or prosecuted if found otherwise. I am aware that under the Passports Act, 1967 it is a criminal offence to provide false information. I understand that the information provided in this application form will be used for the purpose of processing my application and may be shared with other government departments, agencies, local authorities, foreign governments, and other implementation partner agencies/stakeholders/third parties to enable MEA or those bodies to perform their duties.

I understand that providing biometric information, if collected as part of an application, is confirmation of my consent to getting the biometric information checked to verify identity.

The Passport and related services applications may be handled by the Indian Mission/Post abroad/ Passport Offices/other offices including outside of the country in which I have applied and that this may involve the transfer of my application and supporting documents to and from the respective offices.

My details may, in certain circumstances, be passed to Police, Intelligence and other Fraud Detection & Prevention agencies. I also understand that such agencies may provide related information about me to MEA.

CAUTION

Please validate all the application form details displayed in this page carefully before proceeding further. You will not be able to make changes in the same after submission of the online application form.

NO - Need to Validate/Edit YES - All Details are Correct

Place Date
TORONTO 13/03/2025

I agree

Back Submit

PLEASE VALIDATE AND CLICK 'SUBMIT'



Only Indians living abroad are eligible to apply for Passport Services using Passport Seva System under the jurisdiction of the respective Indian Missions (Embassy/High Commission) or Po



APPLICATION FORM FOR POLICE CLEARANCE CERTIFICATE

Thank you

Your application form has been submitted successfully.

Your Application Reference Number is : 25-2001428440

You can Print Application Form using Print Application Form button available at Applicant Home

Click here to go to Home Page

Home

PLEASE SAVE YOUR APPLICATION REFERENCE NUMBER AND CLICK 'HOME' TO PRINT YOUR APPLICATION TO SUBMIT IT TO **BLS CENTRE** ALONG WITH PRESCRIBED SUPPORTING DOCUMENTS AS PER THE CHECKLIST AVAILABLE ON CONSULATE

External Links

- Passport India
- Ministry of External Affairs
- National Portal of India
- e-Visa
- NCW Women Help Line

External Links

- MADAD Consular Services Management System
- Foreigners Division, MHA
- National Voters' Services Portal
- Bureau of Immigration

Legal Information

- Terms & Conditions
- Privacy Policy
- Copyright Policy
- Hyperlinking Policy

