

Consulate General of India, Toronto | cgitoronto.gov.in

Sitemap | March 11, 2025 at 7:17:31 am | March 11, 2025 at 9:47:31 am | Skip to main content | Screen Reader Access | A- A+ | Search | What's New | Select Language

Home Consulate Commerce **Consular** Information corner Azadi Ka Amrit Mahotsav Publications Consular Queries

Click on consular services

Panorama India Republic Day Celebrations

Updates: Instructions • Tender for Annual Maintenance Contract for computers and peripherals, servers and network equipment and internet cabling work in the Consulate pre

Windows taskbar: Type here to search, CAD/EUR -0.63%, 9:47 AM 11/03/2025

Consulate General of India, Toronto | cgitoronto.gov.in

Sitemap | March 13, 2025 at 7:20:39 pm | March 13, 2025 at 9:50:39 am | Skip to main content | Screen Reader Access | A- A+ | Search | What's New | Select Language

Home Consulate Commerce **Consular** Information corner Azadi Ka Amrit Mahotsav Publications Consular Queries

- Passport
- Visa
- OCI
 - General Information
 - How to Apply for Fresh OCI
 - Minors
 - Adults who were previously Indian Citizens
 - Adults whose parents were Indian Citizens
 - Adults on Spousal Grounds
 - Conversion of PIO card to OCI
- Police Clearance Certificate
- Surrender Certificate
- Attestation and Miscellaneous Consular Services
- Emergency Certificate
- Global Entry Program
- Forms
- Travel guidelines
- Fees
- BLS charges
- Authorized BLS Centers
- Renewal / Updation
- Nativity Certificate
- Fees
- FAQs

Click on option

Panorama India Republic Day Celebrations

Updates: Tender for Annual Maintenance Contract for computers and peripherals, servers and network equipment and internet cabling work in the Consulate premise • Corrigir

Windows taskbar: Type here to search, Blue Jays and Vladimi..., 9:50 AM 13/03/2025

Minors

Home > Consular > OCI > Minors

How to apply - Fresh OCI Card for Minors

Step 1- Filling up the application form.

The application must be filled and submitted online at the link <https://ociservices.gov.in/>. Please carefully read the details and various provisions while submitting application.

NOTE: All fields/columns in the application form are mandatory to be filled-in.

Step 2 - Prepare and collect documents required for the application. All documents must be self attested by the applicant unless instructed otherwise.

| MINOR CHILDREN WHO ARE FOREIGN CITIZENS BY BIRTH | MINOR CHILDREN WHO WERE PREVIOUSLY INDIAN CITIZENS |
|---|--|
| a) Printout of duly filled online Application Form | Printout of duly filled online Application Form |
| b) Copy of current Foreign Passport | Copy of Surrender / Renunciation Certificate |
| c) Birth certificate | Copy of last held Indian Passport Copy of the current Foreign Passport |
| d) Copies of current passports of both parents | Copies of current passports of both parents |
| e) Copies of last held Indian passports of parents (if they now hold a foreign citizenship) | Copies of last held Indian passports of parents (if they now hold a foreign citizenship) |

Click on link

- ### Consular
- > General Information
 - > How to apply
 - > Fee
 - > Passport
 - > Attestation of Power of Attorney
 - > OCI
 - > How To Apply
 - > Visa
 - > Tourist Visa
 - > AFFIDAVITS NOC FOR MINORS PASSPORT
 - > Business Visa
 - > Minors
 - > Visa Services - (Canadian Passport holders)
 - > Types of Visa

Online OCI Services



Overseas Citizen Of India

- About OCI
- OCI-Registration
- OCI-Enquiry
- Benefits
- Useful-Links
- Feedback
- Contact Us



A foreign national, - (i) who was a citizen of India at the time of, or at any time after 26th January, 1950; or (ii) who was eligible to become a citizen of India on 26th January, 1950; or (iii) who belonged to a territory that became part of India after 15th August, 1947; or (iv) who is a child or a grandchild or a great grandchild of such a citizen; or (v) who is a minor child of such persons mentioned above; or (vi) who is a minor child and whose both parents are citizens of India or one of the parents is a citizen of India - is eligible for registration as OCI cardholder. Besides, spouse of foreign origin of a citizen of India or spouse of foreign origin of an Overseas Citizen of India Cardholder and whose marriage has been registered and subsisted for a continuous period of not less than two years immediately preceding the presentation of the application is also eligible for registration as OCI cardholder. However, no person, who or either of whose parents or grandparents or great grandparents is or had been a citizen of Pakistan, Bangladesh or such other country as the Central Government may, by notification in the Official Gazette, specify, shall be eligible for registration as an Overseas Citizen of India Cardholder.

Foreign nationals cannot apply for OCI in India while on Tourist Visa, Missionary Visa and Mountaineering Visa. Moreover, the foreigner has to be ordinarily resident of India to be eligible to apply for OCI registration in India.

Note: 'ordinarily resident' will mean a person staying in a particular country or in India for a continuous period of 6 months.

Click Here To Proceed

Click on link

Online OCI Services

Overseas Citizen Of India Cardholder

New OCI Registration

OCI Registration (In Lieu Of Valid PIO-Card)

OCI Registration (In Lieu Of Lost PIO-Card)

OCI Miscellaneous Services

Apply For Special Permission (Only For OCI Card Holders)

OCI Document Upload/ Re-upload

OCI Image Upload/ Re-upload

Status Enquiry

Re-Print Submitted Applications

New OCI Registration

1 Before you start

Please start your registration. If you are an OCI Card Holder, kindly use OCI Miscellaneous Services.

- If you are an PIO Card Holder, kindly register through OCI Registration (In Lieu Of Valid PIO-Card).
- If you are an PIO Card Holder and card is in lost state, kindly register through OCI Registration (In Lieu Of Lost PIO-Card).
- To reprint your already registered application, kindly use 'Re-Print Submitted Application' service.
- In case of urgent travel, applicants may apply for appropriate visa.

2 Prerequisites

3 After Registration

Proceed

Click on link

Click on link

Instructions For Filling Application Form

Applicants applying for OCI-Card, please read

- Concealment of any material fact or false representation etc. will lead to cancellation of registration as Overseas Citizen of India (Please refer to section 7D of the Citizenship Act, 1955).
- For Re-print this application, visit : <https://ociservices.gov.in>
- For status Enquiry about your application, visit : <https://ociservices.gov.in>

Applicants applying for OCI-Card, please note-

- It is mandatory to upload Applicant's image and Applicant's signature image during OCI-Registration.
- Both the images must be in jpeg or jpg format, with max size 1MB.
- The height and width of the **Applicant Photo** must be equal.
 - The minimum dimensions are 200 pixels (width) x 200 pixels (height).
 - The maximum dimensions are 3500 pixels (width) x 3500 pixels (height).
- The height and width of the **Signature Photo** must have aspect ratio 1:3
 - The minimum dimensions are 200 pixels (width) x 67 pixels (height).
 - The maximum dimensions are 3500 pixels (width) x 2500 pixels (height).
- Kindly be ready with both these images before starting the registration process.

I have read the instructions

Accept

Select link

Click on link

Overseas Citizenship Of India Services

OCI-Registration is an online process. Eligibles are supposed to register through the appropriate link given. Only after complete successful registration, an applicant will be considered as an OCI-Card Applicant

Steps for successful Registration

1. Start registration from Part-A, then upload Image and signature; and finally complete Part-B.
2. Documents supporting your application have to be uploaded in PDF format at the end of Part-B.
3. After completing application, hard copy has to be submitted to the selected mission's office.



* Fill Captcha to Proceed

Press Enter

Fill Captcha

This website was designed to work best with Firefox, Chrome. V2.1.14.83



Online OCI Services

Select One Of The Following Options As Per Your Requirement

[Fill New Application](#)

[Complete Partially-Filled Application](#)

Click on link

[Back To Main Menu](#)

This website was designed to work best with Firefox, Chrome. V2.1.14.83

Online OCI Services

OCI Registration Form

Temporary Application ID
250313174746681

Place of submission * CANADA
 Mission * TORONTO

Applicant's Information

Surname ABC
 Given Name * XYZ
 Have you ever changed your name? If yes, click the box and give details.
 Previous Surname AABBC
 Previous Name * XXYZZ
 Sex * MALE
 Date Of Birth * 01/JAN/2020
 Country Of Birth * CANADA
 Place Of Birth * TORONTO
 Current Nationality * CANADA
 National Identification Number
 Visible Mark * NA

Applicant's Passport Details

Passport Number * A1111A
 Date Of Issue * 01/JAN/2025
 Date Of Expiry * 01/JAN/2035
 Place Of Issue * TORONTO
 Previous Passport Number B1111B

Please select your mission

First 2 options must mention Canada and Toronto, for submission at CGI Toronto Jurisdiction

Mention Surname and Given name as per Canadian/ Foreign Passport

Any other name that you were known by. *

Please select Gender (options A. Male B. Female C. Transgender)
 Date of Birth as per Canadian Passport*
 Place of Birth as per Canadian Passport*

*in case of discrepancy, compared to Indian passport, you will be required to provide an affidavit

Mention nationality of passport that you are applying under eg. Canadian/ Foreign Nationality (if in case of dual nationality then applicant must apply with Canadian Passport)

Mention as requested

Mention Details as per Canadian/ Foreign Passport

Generally mention Indian Passport number (for recently acquired foreign citizenship) or previous Canadian/ foreign passport

Online OCI Services

Place of submission * TORONTO
 Current Nationality * CANADA
 National Identification Number
 Visible Mark * NA

Applicant's Passport Details

Passport Number * A1111A
 Date Of Issue * 01/JAN/2025
 Date Of Expiry * 01/JAN/2035
 Place Of Issue * TORONTO
 Previous Passport Number B1111B

Applicant's Family Details

Father's Name * PQR
 Father's Nationality * INDIA
 Father's Profession * OTHERS
 Mother's Name * XYZ
 Mother's Nationality * INDIA
 Mother's Profession * OTHERS
 Relation With the Root Indian * FATHER

Mention Father's Full name as per Indian Passport/ Birth Cert *
 Mention Father's Current Nationality
 Mention Father's Current Occupation
 Mention Mother's Full name as per Indian Passport/ Birth Cert *
 Mention Mother's Current Nationality
 Mention Mother's Current Occupation

Generally mentioned as "Self" or either Parents "Father" or "Mother"

Exit Save & Exit Save & Continue

Profession drop down options:

- a) ARTISTE
- b) BUSINESS
- c) DIPLOMAT
- d) DOCTOR
- e) FARMER
- f) FILM INDUSTRY
- g) GOVT SERVICE
- h) HOUSE WIFE
- i) JOURNALIST
- j) LABOURER
- k) LAWYER
- l) MILITARY
- m) MINISTER
- n) MISSIONARY
- o) OFFICIAL
- p) OTHERS
- q) PRIVATE SERVICE
- r) PROFESSIONAL
- s) RESEARCHER
- t) RETIRED
- u) STUDENT
- v) TEACHER
- w) WRITER

250311968604159

Online OCI Services

OCI Registration Form (Page-II)

Temporary Application ID
250313174746681

Applicant's Address Details

| | |
|-----------------------------------|-----------------------|
| Present Address * | 32 AAAA |
| | TORONTO |
| | ONTARIO |
| Zip code / Pin code / Area code * | M1J2N2 |
| Mobile No. * | 4164164166 |
| Telephone No. * | 4164164166 |
| Email * | oci.toronto@gmail.com |

Provide as requested

[Exit](#) [Save and Exit](#) [Next](#)

Click on link to proceed

Online OCI Services

Verify Information

Temporary Application ID
250313174746681

Please verify information provided by you. Submission of this form will never allow you to change your information for this application. If you need to change the information provided, click on Modify button provided below.

Applicant Information

| | |
|--------------------------------|-------------|
| Country Selected | CANADA |
| Mission Selected | TORONTO |
| Surname | ABC |
| Given Name | XYZ |
| Previous Surname | AABCCG |
| Previous Name | XXVZZ |
| Sex | MALE |
| Date Of Birth | 01/JAN/2020 |
| Country Of Birth | CANADA |
| Place Of Birth | TORONTO |
| Current Nationality | CANADA |
| National Identification Number | |
| Visible Mark | NA |

Review Details

Family Information

| | |
|----------------------|--------|
| Father's Name | PQR |
| Father's Nationality | INDIA |
| Father's Profession | OTHERS |
| Mother's Name | XYZ |
| Mother's Nationality | INDIA |
| Mother's Profession | OTHERS |

Passport Information

Verify Information - Google Chrome
ociservices.gov.in/submitAppDetails

Online OCI Services

Family Information

| | |
|----------------------|--------|
| Father's Name | PQR |
| Father's Nationality | INDIA |
| Father's Profession | OTHERS |
| Mother's Name | XYZ |
| Mother's Nationality | INDIA |
| Mother's Profession | OTHERS |

Passport Information

| | |
|--------------------------|-------------|
| Passport Number | A11111A |
| Date Of Issue | 01/JAN/2025 |
| Date Of Expiry | 01/JAN/2035 |
| Place Of Issue | TORONTO |
| Previous Passport Number | B11111B |

Residential Address Details

| | |
|-----------------|-------------------------------|
| Present Address | 32 AAAA TORONTO ONTARIO |
| Mobile No | 4164164166 |
| Telephone No | 4164164166 |
| Email | oci.toronto@gmail.com |

Select submit to proceed

Modify Submit

Upload Photo - Google Chrome
ociservices.gov.in/callModify

Online OCI Services

OCI Image Upload

Temporary Application ID
250313174746681

Your File Reference Number is
CANT05805N25

Till now you have successfully registered Part-A. After uploading photo and signature, you will be redirected to fill the Part B to complete the registration.

Kindly ensure the following points before uploading photo

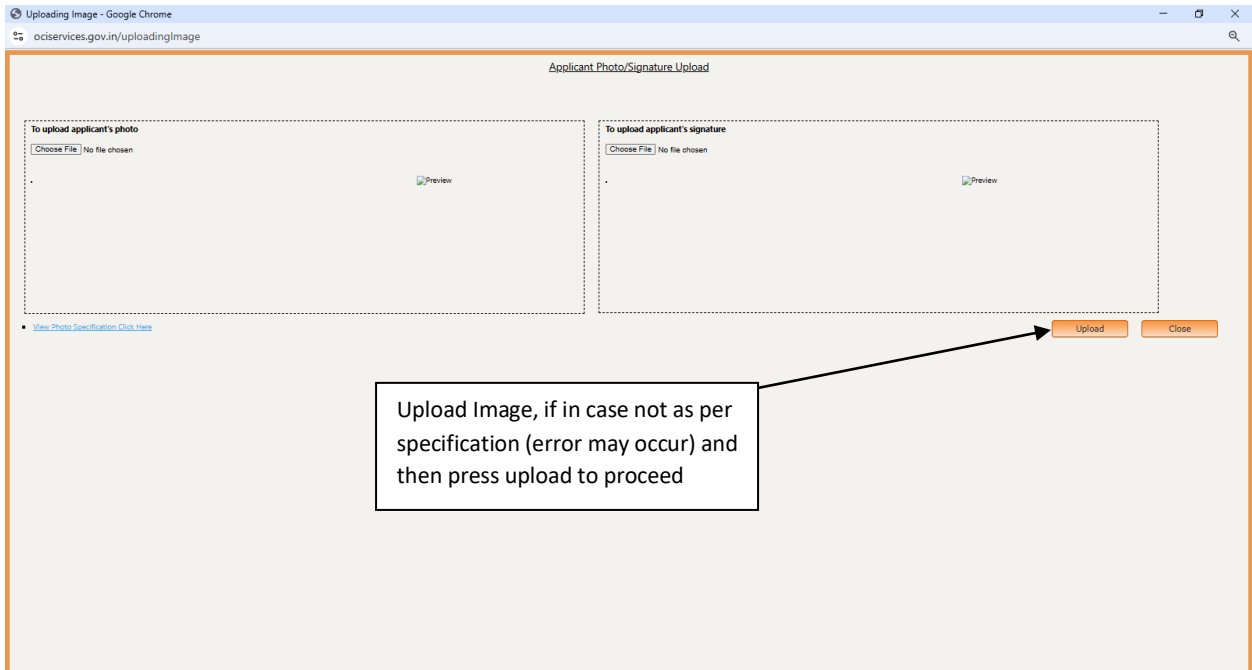
- Applicant's Image and Applicant's Signature Image should be of jpeg or jpg format.
- Applicant's Image and Applicant's Signature Image size should not be larger than 500KB.
- Applicant's Images must be square: i.e. aspect ratio must be 1:1
- Applicant's Signature Images should have aspect ratio(height*width) must be 1:3
- If you don't want to upload photograph, You can click the "Exit Now" button below.

[View Photo Specification Click Here](#)

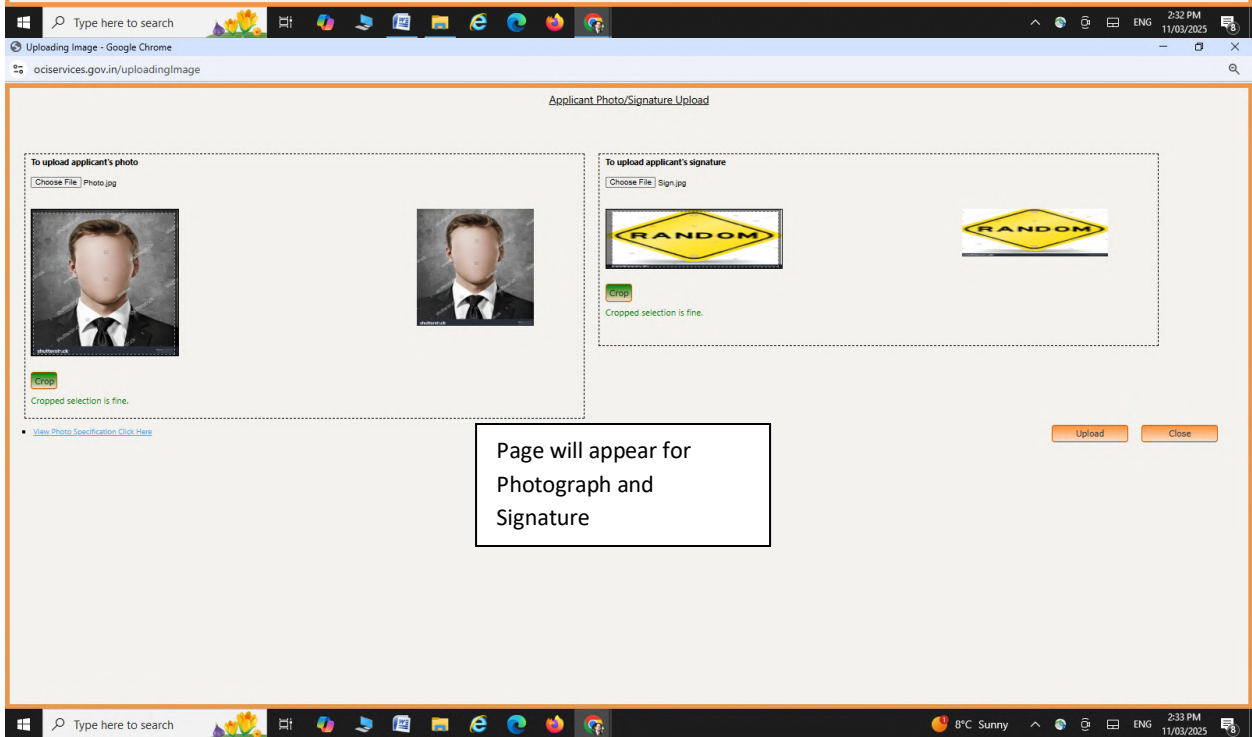
Yes i am ready with the image Exit Now

Prepare Documents in requested Format and Press When Ready to Proceed

Temp's to plummet 10:44 AM 13/03/2025



Upload Image, if in case not as per specification (error may occur) and then press upload to proceed



Page will appear for Photograph and Signature

OCI Image Upload

Temporary Application ID
250313174746681

Your File Reference Number is
CANT05805N25

Till now you have successfully registered Part-A, and also have uploaded Applicant's Photo & Signature. Please select one of the given option to proceed.



If you want to upload again

I want to upload again

If you dont want to upload again

I have uploaded successfully

Page will appear to confirm, if you wish to proceed then press

OCI-Registration Confirmation

Temporary Application ID
250313174746681

Your File Reference Number is
CANT05805N25

| Applicant Name | File Reference Number |
|----------------|-----------------------|
| XYZ ABC | CANT05805N25 |

| Document List | |
|---------------|---|
| 1 | CURRENT PASSPORT |
| 2 | EMPLOYMENT/ WORK LETTER |
| 3 | INDIAN ORIGIN PROOF |
| 4 | INDIAN VISA |
| 5 | JOINT DECLARATION OF SUBSISTING OF MARRIAGE |
| 6 | MARRIAGE CERTIFICATE |
| 7 | PIO CARD |
| 8 | RELATIONSHIP CERTIFICATE |
| 9 | SPOUSE OCI CARD |
| 10 | SPOUSE PASSPORT |

| Indian Origin Document | |
|------------------------|---|
| 1 | PREVIOUS INDIAN PASSPORT OF SELF |
| 2 | PREVIOUS INDIAN PASSPORT OF PARENTS/GRAND PARENTS/GREAT GRAND PARENTS |
| 3 | OCI CARD OF PARENTS/GRAND PARENTS/GREAT GRAND PARENTS/SPOUSE |
| 4 | NATIVITY CERTIFICATE OF SELF/PARENTS/GRAND PARENTS/GREAT GRAND PARENTS/SPOUSE |
| 5 | CURRENT INDIAN PASSPORT OF PARENTS/GRAND PARENTS/GREAT GRAND PARENTS/SPOUSE |
| 6 | DOMICILE CERTIFICATE OF SELF/PARENTS/GRAND PARENTS/GREAT GRAND PARENTS |

Page will appear to confirm, to proceed then press

Proceed To Part-B

Exit

OCI Registration Part B - Google Chrome
ociservices.gov.in/partBdataFetch

Online OCI Services

OCI Registration Part-B

Other Details of Applicant
Temporary File Number: 250313111651196

Citizenship Details

Have you/any member of your family applied for Overseas Citizen of India registration earlier? * Yes No
If YES, give details:

Have you surrendered/got your previous Overseas Citizen of India card cancelled? * Yes No
If YES, Please mention number and date of issue of previous Overseas Citizen of India card

Whether holding dual nationality? * Yes No
If YES, mention country and passport details.

Have you sought asylum (political or otherwise) in any country before applying for citizenship? * Yes No
If YES, please give full particulars/details

Whether the applicant had ever been a citizen of Pakistan or Bangladesh at any time? * Yes No
If YES, give specific details

Have you ever been convicted by Court of Law of any country? * Yes No
If YES, please give full particulars / details

Have you ever been refused entry / deported by any country including India? * Yes No
If YES, please give full particulars / details

Have you been associated with any organisation (Government or non-Government)/ Political party/ Group accused of or guilty of any rights violation? * Yes No
If YES, please give full particulars / details

Have you ever been engaged in human trafficking / drug trafficking / child abuse / crime against women / Economic offense / Financial Fraud? * Yes No

Page will appear to confirm, Please select as requested

OCI Registration Part B - Google Chrome
ociservices.gov.in/partBdataFetch

Online OCI Services

Whether the applicant (other than minor child/children) has worked / is working in Armed Forces/Para-military/Police/Security/Intelligence organizations? * Yes No
If YES, give specific details

Have you undergone compulsory military/police/home conscription/training in your native country? * Yes No
If YES, period of compulsory training/conscription:

Are you still serving in armed / police forces beyond compulsory training period prescribed by rule in that country (Not applicable to a minor child)? * Yes No

Whether applicant is-

Currently under any investigation? * Yes No
If YES, please give details:

Wanted for questioning? * Yes No
If YES, please give details:

Facing charges for any offence in any country? * Yes No
If YES, please give details:

Present Nationality Details

| Applicant Name | Present Nationality | Acquisition Method | Date |
|----------------|---------------------|--------------------|-----------|
| XYZ ABC | CANADA | BY BIRTH | 01JAN2020 |

Acquisition Methods

1. By Birth
2. Descent
3. Registration
4. Other
5. Naturalisation

Other Details

Acquisition Methods

1. By Birth
2. Descent
3. Registration
4. Other
5. Naturalisation

New Document - Google Chrome
ociservices.gov.in/submitPartB

Online OCI Services

Online OCI Registration

You have been successfully completed both Part-A & Part-B of Online OCI Registration for the following applicant.
You are requested to upload appropriate documents. Otherwise your application will not be considered.

| | |
|----------------------------------|------------------------------------|
| Applicant Name XYZ ABC | File-Number CANT0587CN25 |
|----------------------------------|------------------------------------|

To upload supporting documents (Mandatory) Upload Documents

To Exit Exit

Page appears,
for uploading documents

Online OCI-Document Upload - Google Chrome
ociservices.gov.in/verifyDoc

Online OCI Services

Welcome to Document-Upload Section of Online OCI- Registration

Applicant Name: XYZ ABC | File-Number: CANT0587CN25

Note : Document Re-Upload limit is 5 after which Re-Upload is not allowed. Document View limit is 3 after which View-document is not allowed.

Document Upload

CURRENT PASSPORT | Uploaded | Re-Upload | View-Document

Select a Document Type to upload | Select Document | Upload

Document Re-Upload

| | |
|----------------------------------|---|
| Applicant Name XYZ ABC | Document To be Re-Uploaded CURRENT PASSPORT |
|----------------------------------|---|

Key Points For Upload

1. Max Size allowed for a document-file is 1000KB.
2. Document-file should be in PDF format.
3. No attachments of required documents or wrong/blank attachments would make the application invalid.
4. Please ensure that the file is not password protected.

Choose File No file chosen | Re-Upload

Online OCI-Document Upload - Google Chrome
ociservices.gov.in/verifyDoc

Online OCI Services

Welcome to Document-Upload Section of Online OCI- Registration

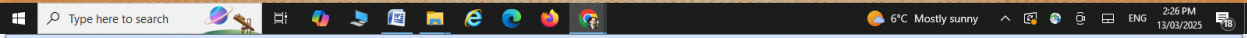
Applicant Name: XYZ ABC File-Number: CANT0587CN25

Note : Document Re-Upload limit is 5 after which Re-Upload is not allowed. Document View limit is 3 after which View-document is not allowed.

Document Upload

| | | | |
|----------------------------------|--|-----------|---------------|
| CURRENT PASSPORT | Uploaded | Re-Upload | View-Document |
| INDIAN ORIGIN PROOF | Uploaded | Re-Upload | View-Document |
| Select a Document Type to upload | <input type="text" value="Select Document"/> | | Upload |

Uploading of the indian origin proof for xyz abc has been successfully completed



Online OCI-Document Upload - Google Chrome
ociservices.gov.in/verifyDoc

Online OCI Services

Welcome to Document-Upload Section of Online OCI- Registration

Applicant Name: XYZ ABC File-Number: CANT0587CN25

Note : Document Re-Upload limit is 5 after which Re-Upload is not allowed. Document View limit is 3 after which View-document is not allowed.

Document Upload

| | | | |
|----------------------------------|---|-----------|---------------|
| CURRENT PASSPORT | Uploaded | Re-Upload | View-Document |
| INDIAN ORIGIN PROOF | Uploaded | Re-Upload | View-Document |
| Select a Document Type to upload | <input type="text" value="RELATIONSHIP CERTIFICATE"/> | | Upload |

Instructions for Relationship-certificate upload

- Scan and upload the array of birth certificates from the applicant to parents/grand parents.
- Birth certificate issued from a competent authority is only acceptable.
- Foreign issued birth certificate is to be get apostile/authenticated.
- Scan and upload the apostile/authentication stamp page also.

Birth Certificate bearing both parents name is mandatory (Indian and Canadian, birth certificates are exempt from attestation/ Apostile requirement under Hague convention of 5th October 1961)

(Attestation/ Apostile required for Birth Certificates of all other countries for applications submitted at CGI Toronto)

After completing the online OCI registration, you will have to submit printout of your application form along with the required supporting documents to Indian Mission/Post/FRRO/Outsource Agency of your jurisdiction for further processing.

It is requested to obtain acknowledgment receipt from the concerned Mission/FRRO/Outsource Agency after submission of the application.



Online OCI-Document Upload - Google Chrome
ociservices.gov.in/verifyDoc

Online OCI Services

Welcome to Document-Upload Section of Online OCI- Registration

Applicant Name: XYZ ABC File-Number: CANT0587CN25

Note : Document Re-Upload limit is 5 after which Re-Upload is not allowed. Document View limit is 3 after which View-document is not allowed.

| Document Upload | |
|----------------------------------|--|
| CURRENT PASSPORT | Uploaded Re-Upload View-Documents |
| INDIAN ORIGIN PROOF | Uploaded Re-Upload View-Documents |
| Select a Document Type to upload | <input type="text" value="Select Document"/> Upload |

Uploading of the indian origin proof for xyz abc has been successfully completed

To generate filled Registration Form Generate Registration Form

Thanks For Submission Exit

Online OCI-Document Upload - Google Chrome
ociservices.gov.in/verifyDoc

Online OCI Services

Welcome to Document-Upload Section of Online OCI- Registration

Applicant Name: XYZ ABC File-Number: CANT0587CN25

Note : Document Re-Upload limit is 5 after which Re-Upload is not allowed. Document View limit is 3 after which View-document is not allowed.

| Document Upload | |
|----------------------------------|--|
| CURRENT PASSPORT | Uploaded Re-Upload View-Documents |
| INDIAN ORIGIN PROOF | Uploaded Re-Upload View-Documents |
| Select a Document Type to upload | <input type="text" value="Select Document"/> Upload |

Uploading of the indian origin proof for xyz abc has been successfully completed

After completing the online OCI registration, you will have to submit printout of your application form along with the required supporting documents to Indian Mission/Post/FRRO/Outsource Agency of your jurisdiction for further processing.
It is requested to obtain acknowledgment receipt from the concerned Mission/FRRO/Outsource Agency after submission of the application.

Thanks For Submission Exit